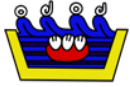


MUNICIPIO DE ATLAN DE NAVARRO, JALISCO
Sistema Integral de Contabilidad Gubernamental
ESTADO ANALITICO DEL EJERCICIO DEL PRESUPUESTO DE EGRESOS

DEL 1 DE JULIO AL 31 DE JULIO DE 2021

Análisis por: Objeto del Gasto

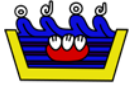
| Clave Presupuestaria | Descripción | Apr Jul-Jul | AyR Jul-Jul | PrM Jul-Jul | Dev Jul-Jul | Pag Jul-Jul | SEje Jul-Jul |
|----------------------|--|----------------------|-------------------|----------------------|----------------------|---------------------|---------------------|
| Cap-Con-PGen-PEsp | | | | | | | |
| 01 | SERVICIOS PERSONALES | 13,268,769.86 | 221,295.31 | 13,490,065.17 | 10,573,225.72 | 7,427,599.33 | 2,916,839.45 |
| 01 | REMUNERACIONES AL PERSONAL DE CARACTER PERMANENTE | 7,959,670.00 | 430,315.89 | 8,389,985.89 | 7,968,690.69 | 4,951,104.91 | 421,295.20 |
| 01 | DIETAS | 502,544.00 | 0.40 | 502,544.40 | 494,876.88 | 502,539.60 | 7,667.52 |
| 03 | SUELDOS BASE AL PERSONAL PERMANENTE | 7,457,126.00 | 430,315.49 | 7,887,441.49 | 7,473,813.81 | 4,448,565.31 | 413,627.68 |
| 02 | REMUNERACIONES AL PERSONAL DE CARACTER TRANSITORIO | 2,026,442.91 | -235,370.21 | 1,791,072.70 | 1,382,035.78 | 1,537,372.53 | 409,036.92 |
| 02 | SUELDOS BASE AL PERSONAL EVENTUAL | 2,026,442.91 | -235,370.21 | 1,791,072.70 | 1,382,035.78 | 1,537,372.53 | 409,036.92 |
| 03 | REMUNERACIONES ADICIONALES Y ESPECIALES | 1,748,477.71 | -27,306.81 | 1,721,170.90 | 255,815.89 | 230,612.11 | 1,465,355.01 |
| 02 | PRIMAS DE VACACIONES, DOMINICAL Y GRATIFICACION DE FIN DE AÑO | 1,542,628.63 | -41,657.29 | 1,500,971.34 | 113,625.40 | 88,421.62 | 1,387,345.94 |
| 03 | HORAS EXTRAORDINARIAS | 205,849.08 | 14,350.48 | 220,199.56 | 142,190.49 | 142,190.49 | 78,009.07 |
| 04 | SEGURIDAD SOCIAL | 941,949.74 | 65,973.10 | 1,007,922.84 | 655,973.10 | 655,973.10 | 351,949.74 |
| 01 | APORTACIONES DE SEGURIDAD SOCIAL | 590,000.00 | 65,973.10 | 655,973.10 | 655,973.10 | 655,973.10 | 0.00 |
| 03 | APORTACIONES AL SISTEMA PARA EL RETIRO | 351,949.74 | 0.00 | 351,949.74 | 0.00 | 0.00 | 351,949.74 |
| 05 | OTRAS PRESTACIONES SOCIALES Y ECONOMICAS | 592,229.50 | -12,316.66 | 579,912.84 | 310,710.26 | 52,536.68 | 269,202.58 |
| 02 | INDEMNIZACIONES | 416,666.66 | 0.00 | 416,666.66 | 308,910.26 | 51,636.68 | 107,756.40 |
| 04 | PRESTACIONES CONTRACTUALES | 14,416.66 | -12,316.66 | 2,100.00 | 1,800.00 | 900.00 | 300.00 |
| 09 | OTRAS PRESTACIONES SOCIALES Y ECONOMICAS | 161,146.18 | 0.00 | 161,146.18 | 0.00 | 0.00 | 161,146.18 |
| 02 | MATERIALES Y SUMINISTROS | 2,982,732.88 | 389,896.98 | 3,372,629.86 | 2,858,095.27 | 2,044,234.94 | 514,534.59 |
| 01 | MATERIALES DE ADMINISTRACION, EMISION DE DOCUMENTOS Y ARTICULOS OFICIALES | 183,291.21 | 81,730.84 | 265,022.05 | 195,142.06 | 126,820.19 | 69,879.99 |
| 01 | MATERIALES, UTILES Y EQUIPOS MENORES DE OFICINA | 45,833.22 | 33,807.28 | 79,640.50 | 73,131.34 | 55,419.05 | 6,509.16 |
| 02 | MATERIALES Y UTILES DE IMPRESION Y REPRODUCCION | 22,416.53 | 60,878.78 | 83,295.31 | 92,869.15 | 5,228.08 | -9,573.84 |
| 03 | MATERIAL ESTADISTICO Y GEOGRAFICO | 1,041.66 | -766.66 | 275.00 | 0.00 | 0.00 | 275.00 |
| 04 | MATERIALES, UTILES Y EQUIPOS MENORES DE TECNOLOGIAS DE LA INFORMACION Y COMUNICACIONES | 25,416.60 | -9,606.75 | 15,809.85 | 6,740.01 | 0.00 | 9,069.84 |
| 05 | MATERIAL IMPRESO E INFORMACION DIGITAL | 0.00 | 0.00 | 0.00 | 0.00 | 0.00 | 0.00 |
| 06 | MATERIAL DE LIMPIEZA | 34,999.87 | -2,581.81 | 32,418.06 | -1,478.44 | 42,293.06 | 33,896.50 |
| 08 | MATERIALES PARA EL REGISTRO E IDENTIFICACION DE BIENES Y PERSONAS | 53,583.33 | 0.00 | 53,583.33 | 23,880.00 | 23,880.00 | 29,703.33 |
| 02 | ALIMENTOS Y UTENSILIOS | 205,258.19 | -8,635.13 | 196,623.06 | 171,779.11 | 118,474.99 | 24,843.95 |
| 01 | PRODUCTOS ALIMENTICIOS PARA PERSONAS | 204,166.55 | -9,692.47 | 194,474.08 | 170,504.11 | 117,199.99 | 23,969.97 |
| 02 | PRODUCTOS ALIMENTICIOS PARA ANIMALES | 541.66 | 0.00 | 541.66 | 0.00 | 0.00 | 541.66 |
| 03 | UTENSILIOS PARA EL SERVICIO DE ALIMENTACION | 549.98 | 1,057.34 | 1,607.32 | 1,275.00 | 1,275.00 | 332.32 |
| 04 | MATERIALES Y ARTICULOS DE CONSTRUCCION Y DE REPARACION | 474,443.13 | 2,227.08 | 476,670.21 | 227,641.79 | 280,959.42 | 249,028.42 |
| 01 | PRODUCTOS MINERALES NO METALICOS | 143,999.97 | -16,524.58 | 127,475.39 | 44,660.00 | 24,940.00 | 82,815.39 |
| 02 | CEMENTO Y PRODUCTOS DE CONCRETO | 51,918.57 | -15,949.66 | 35,968.91 | 0.00 | 0.00 | 35,968.91 |
| 03 | CAL, YESO Y PRODUCTOS DE YESO | 3,908.30 | -1,101.65 | 2,806.65 | 0.00 | 0.00 | 2,806.65 |



MUNICIPIO DE ATLAN DE NAVARRO, JALISCO
Sistema Integral de Contabilidad Gubernamental
ESTADO ANALITICO DEL EJERCICIO DEL PRESUPUESTO DE EGRESOS
DEL 1 DE JULIO AL 31 DE JULIO DE 2021

Análisis por: Objeto del Gasto

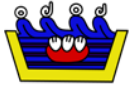
| Clave Presupuestaria | Descripción | Apr | Jul-Jul | AyR | Jul-Jul | PrM | Jul-Jul | Dev | Jul-Jul | Pag | Jul-Jul | SEje | Jul-Jul |
|----------------------|---|-----|---------------------|-----|---------------------|-----|---------------------|-----|---------------------|-----|---------------------|------|---------------------|
| Cap-Con-PGen-PEsp | | | | | | | | | | | | | |
| 04 | MADERA Y PRODUCTOS DE MADERA | | 2,708.31 | | -1,153.86 | | 1,554.45 | | 0.00 | | 0.00 | | 1,554.45 |
| 05 | VIDRIO Y PRODUCTOS DE VIDRIO | | 483.33 | | -483.33 | | 0.00 | | 0.00 | | 0.00 | | 0.00 |
| 06 | MATERIAL ELECTRICO Y ELECTRONICO | | 100,833.16 | | 17,318.52 | | 118,151.68 | | 79,557.27 | | 72,965.39 | | 38,594.41 |
| 07 | ARTICULOS METALICOS PARA LA CONSTRUCCION | | 57,966.58 | | -18,760.85 | | 39,205.73 | | 250.00 | | 250.00 | | 38,955.73 |
| 08 | MATERIALES COMPLEMENTARIOS | | 125.00 | | 0.00 | | 125.00 | | 0.00 | | 0.00 | | 125.00 |
| 09 | OTROS MATERIALES Y ARTICULOS DE CONSTRUCCION Y REPARACION | | 112,499.91 | | 38,882.49 | | 151,382.40 | | 103,174.52 | | 182,804.03 | | 48,207.88 |
| 05 | PRODUCTOS QUIMICOS, FARMACEUTICOS Y DE LABORATORIO | | 157,708.74 | | 40,829.21 | | 198,537.95 | | 161,525.72 | | 166,329.07 | | 37,012.23 |
| 01 | PRODUCTOS QUIMICOS BASICOS | | 37,891.75 | | 0.00 | | 37,891.75 | | 1,886.95 | | 1,886.95 | | 36,004.80 |
| 02 | FERTILIZANTES, PESTICIDAS Y OTROS AGROQUIMICOS | | 3,502.12 | | -925.42 | | 2,576.70 | | 22.00 | | 22.00 | | 2,554.70 |
| 03 | MEDICINAS Y PRODUCTOS FARMACEUTICOS | | 20,481.62 | | -416.66 | | 20,064.96 | | 10,200.00 | | 18,093.32 | | 9,864.96 |
| 04 | MATERIALES, ACCESORIOS Y SUMINISTROS MEDICOS | | 50,000.00 | | 40,413.97 | | 90,413.97 | | 142,458.80 | | 139,168.83 | | -52,044.83 |
| 06 | FIBRAS SINTETICAS, HULES, PLASTICOS Y DERIVADOS | | 45,833.25 | | 1,757.32 | | 47,590.57 | | 6,957.97 | | 7,157.97 | | 40,632.60 |
| 06 | COMBUSTIBLES, LUBRICANTES Y ADITIVOS | | 1,599,999.77 | | 308,399.00 | | 1,908,398.77 | | 1,980,950.26 | | 1,234,580.64 | | -72,551.49 |
| 01 | COMBUSTIBLES, LUBRICANTES Y ADITIVOS | | 1,599,999.77 | | 308,399.00 | | 1,908,398.77 | | 1,980,950.26 | | 1,234,580.64 | | -72,551.49 |
| 07 | VESTUARIO, BLANCOS, PRENDAS DE PROTECCION Y ARTICULOS DEPORTIVOS | | 62,413.01 | | 2,436.82 | | 64,849.83 | | 34,727.36 | | 42,156.79 | | 30,122.47 |
| 01 | VESTUARIO Y UNIFORMES | | 38,276.16 | | 6,197.34 | | 44,473.50 | | 21,763.92 | | 21,763.92 | | 22,709.58 |
| 02 | PRENDAS DE SEGURIDAD Y PROTECCION PERSONAL | | 13,615.19 | | -2,292.02 | | 11,323.17 | | 6,958.44 | | 14,387.87 | | 4,364.73 |
| 03 | ARTICULOS DEPORTIVOS | | 7,916.66 | | -1,468.50 | | 6,448.16 | | 6,005.00 | | 6,005.00 | | 443.16 |
| 04 | PRODUCTOS TEXTILES | | 2,605.00 | | 0.00 | | 2,605.00 | | 0.00 | | 0.00 | | 2,605.00 |
| 08 | MATERIALES Y SUMINISTROS PARA SEGURIDAD | | 6,262.50 | | 4,059.30 | | 10,321.80 | | 5,196.80 | | 5,196.80 | | 5,125.00 |
| 01 | SUSTANCIAS Y MATERIALES EXPLOSIVOS | | 3,637.50 | | 4,059.30 | | 7,696.80 | | 5,196.80 | | 5,196.80 | | 2,500.00 |
| 03 | PRENDAS DE PROTECCION PARA SEGURIDAD PUBLICA Y NACIONAL | | 2,625.00 | | 0.00 | | 2,625.00 | | 0.00 | | 0.00 | | 2,625.00 |
| 09 | HERRAMIENTAS, REFACCIONES Y ACCESORIOS MENORES | | 293,356.33 | | -41,150.14 | | 252,206.19 | | 81,132.17 | | 69,717.04 | | 171,074.02 |
| 01 | HERRAMIENTAS MENORES | | 15,833.24 | | -10,192.85 | | 5,640.39 | | 709.00 | | 8,574.30 | | 4,931.39 |
| 02 | REFACCIONES Y ACCESORIOS MENORES DE EDIFICIOS | | 2,121.61 | | -644.65 | | 1,476.96 | | 795.60 | | 795.60 | | 681.36 |
| 03 | REFACCIONES Y ACCESORIOS MENORES DE MOBILIARIO Y EQUIPO DE ADMINISTRACION, EDUCACIONAL Y RECREATIVO | | 54.16 | | 0.00 | | 54.16 | | 0.00 | | 0.00 | | 54.16 |
| 04 | REFACCIONES Y ACCESORIOS MENORES DE EQUIPO DE COMPUTO Y TECNOLOGIAS DE LA INFORMACION | | 36,516.99 | | 7,050.93 | | 43,567.92 | | 16,490.04 | | 8,050.01 | | 27,077.88 |
| 06 | REFACCIONES Y ACCESORIOS MENORES DE EQUIPO DE TRANSPORTE | | 185,157.78 | | -23,931.15 | | 161,226.63 | | 42,559.74 | | 37,661.34 | | 118,666.89 |
| 08 | REFACCIONES Y ACCESORIOS MENORES DE MAQUINARIA Y OTROS EQUIPOS | | 53,666.30 | | -13,432.42 | | 40,233.88 | | 20,577.79 | | 14,635.79 | | 19,656.09 |
| 09 | REFACCIONES Y ACCESORIOS MENORES OTROS BIENES MUEBLES | | 6.25 | | 0.00 | | 6.25 | | 0.00 | | 0.00 | | 6.25 |
| 03 | SERVICIOS GENERALES | | 5,762,203.39 | | 1,089,913.12 | | 6,852,116.51 | | 5,055,218.97 | | 4,821,612.68 | | 1,796,897.54 |
| 01 | SERVICIOS BASICOS | | 2,555,616.14 | | 375,226.58 | | 2,930,842.72 | | 2,619,020.67 | | 2,447,895.23 | | 311,822.05 |
| 01 | ENERGIA ELECTRICA | | 2,428,634.51 | | 121,320.37 | | 2,549,954.88 | | 2,353,432.10 | | 2,353,432.10 | | 196,522.78 |



MUNICIPIO DE ATLAN DE NAVARRO, JALISCO
Sistema Integral de Contabilidad Gubernamental
ESTADO ANALITICO DEL EJERCICIO DEL PRESUPUESTO DE EGRESOS
DEL 1 DE JULIO AL 31 DE JULIO DE 2021

Análisis por: Objeto del Gasto

| Clave Presupuestaria | Descripción | Apr | Jul-Jul | AyR | Jul-Jul | PrM | Jul-Jul | Dev | Jul-Jul | Pag | Jul-Jul | SEje | Jul-Jul |
|----------------------|--|-----|------------|-----|-------------|-----|------------|-----|------------|-----|------------|------|------------|
| Cap-Con-PGen-PEsp | | | | | | | | | | | | | |
| 04 | TELEFONIA TRADICIONAL | | 100,000.00 | | 16,008.92 | | 116,008.92 | | 116,008.92 | | 38,669.64 | | 0.00 |
| 05 | TELEFONIA CELULAR | | 0.00 | | 0.00 | | 0.00 | | 0.00 | | 0.00 | | 0.00 |
| 07 | SERVICIOS DE ACCESO DE INTERNET, REDES Y PROCESAMIENTO DE INFORMACION | | 22,449.99 | | 240,295.62 | | 262,745.61 | | 149,579.65 | | 55,793.49 | | 113,165.96 |
| 08 | SERVICIOS POSTALES Y TELEGRAFICOS | | 2,133.31 | | 0.00 | | 2,133.31 | | 0.00 | | 0.00 | | 2,133.31 |
| 09 | SERVICIOS INTEGRALES Y OTROS SERVICIOS | | 2,398.33 | | -2,398.33 | | 0.00 | | 0.00 | | 0.00 | | 0.00 |
| 02 | SERVICIOS DE ARRENDAMIENTO | | 176,720.23 | | 214,904.61 | | 391,624.84 | | 272,879.08 | | 101,498.08 | | 118,745.76 |
| 01 | ARRENDAMIENTO DE TERRENOS | | 10,166.66 | | 222,600.00 | | 232,766.66 | | 222,600.00 | | 31,800.00 | | 10,166.66 |
| 02 | ARRENDAMIENTO DE EDIFICIOS | | 47,499.99 | | -7,260.84 | | 40,239.15 | | 16,781.24 | | 13,000.24 | | 23,457.91 |
| 03 | ARRENDAMIENTO DE MOBILIARIO Y EQUIPO DE ADMINISTRACION, EDUCACIONAL Y RECREATIVO | | 28,986.98 | | 4,646.26 | | 33,633.24 | | 47,185.84 | | 47,185.84 | | -13,552.60 |
| 05 | ARRENDAMIENTO DE EQUIPO DE TRANSPORTE | | 31,166.66 | | -4,500.00 | | 26,666.66 | | 0.00 | | 0.00 | | 26,666.66 |
| 06 | ARRENDAMIENTO DE MAQUINARIA, OTROS EQUIPOS Y HERRAMIENTAS | | 56,666.63 | | -580.81 | | 56,085.82 | | -13,688.00 | | 9,512.00 | | 69,773.82 |
| 09 | OTROS ARRENDAMIENTOS | | 2,233.31 | | 0.00 | | 2,233.31 | | 0.00 | | 0.00 | | 2,233.31 |
| 03 | SERVICIOS PROFESIONALES, CIENTIFICOS, TECNICOS Y OTROS SERVICIOS | | 897,851.47 | | 27,873.19 | | 925,724.66 | | 688,268.36 | | 811,967.94 | | 237,456.30 |
| 01 | SERVICIOS LEGALES, DE CONTABILIDAD, AUDITORIA Y RELACIONADOS | | 196,193.31 | | 209,859.15 | | 406,052.46 | | 401,128.00 | | 441,388.00 | | 4,924.46 |
| 02 | SERVICIOS DE DISEÑO, ARQUITECTURA, INGENIERIA Y ACTIVIDADES RELACIONADAS | | 230,116.64 | | -216,707.58 | | 13,409.06 | | 0.00 | | 0.00 | | 13,409.06 |
| 03 | SERVICIOS DE CONSULTORIA ADMINISTRATIVA, PROCESOS, TECNICA Y EN TECNOLOGIAS DE LA INFORMACION | | 165,000.00 | | -18,937.92 | | 146,062.08 | | 63,988.08 | | 127,976.16 | | 82,074.00 |
| 04 | SERVICIOS DE CAPACITACION | | 21,666.64 | | -12,500.00 | | 9,166.64 | | 0.00 | | 0.00 | | 9,166.64 |
| 05 | SERVICIOS DE INVESTIGACION CIENTIFICA Y DESARROLLO | | 11,833.33 | | -8,348.00 | | 3,485.33 | | 0.00 | | 0.00 | | 3,485.33 |
| 06 | SERVICIOS DE APOYO ADMINISTRATIVO, TRADUCCION, FOTOCOPIADO E IMPRESION | | 120,333.24 | | -74,432.28 | | 45,900.96 | | 0.00 | | 16,762.00 | | 45,900.96 |
| 07 | SERVICIOS DE PROTECCION Y SEGURIDAD | | 1,041.66 | | 0.00 | | 1,041.66 | | 0.00 | | 0.00 | | 1,041.66 |
| 08 | SERVICIOS DE VIGILANCIA | | 45,833.33 | | 0.00 | | 45,833.33 | | 0.00 | | 0.00 | | 45,833.33 |
| 09 | SERVICIOS PROFESIONALES, CIENTIFICOS Y TECNICOS INTEGRALES | | 105,833.32 | | 148,939.82 | | 254,773.14 | | 223,152.28 | | 225,841.78 | | 31,620.86 |
| 04 | SERVICIOS FINANCIEROS, BANCARIOS Y COMERCIALES | | 149,951.83 | | -4,461.14 | | 145,490.69 | | 9,285.29 | | 9,735.49 | | 136,205.40 |
| 01 | SERVICIOS FINANCIEROS Y BANCARIOS | | 115,000.00 | | 0.00 | | 115,000.00 | | 9,285.29 | | 9,285.29 | | 105,714.71 |
| 04 | SEGUROS DE RESPONSABILIDAD PATRIMONIAL Y FIANZAS | | 5,205.78 | | 0.00 | | 5,205.78 | | 0.00 | | 0.00 | | 5,205.78 |
| 05 | SEGURO DE BIENES PATRIMONIALES | | 28,249.96 | | -4,166.66 | | 24,083.30 | | 0.00 | | 0.00 | | 24,083.30 |
| 06 | ALMACENAJE, ENVASE Y EMBALAJE | | 491.66 | | 0.00 | | 491.66 | | 0.00 | | 0.00 | | 491.66 |
| 07 | FLETES Y MANIOBRAS | | 1,004.43 | | -294.48 | | 709.95 | | 0.00 | | 450.20 | | 709.95 |
| 05 | SERVICIOS DE INSTALACION, REPARACION, MANTENIMIENTO Y CONSERVACION | | 833,495.24 | | 27,000.53 | | 860,495.77 | | 279,528.12 | | 227,030.14 | | 580,967.65 |
| 01 | CONSERVACION Y MANTENIMIENTO MENOR DE INMUEBLES | | 508,333.28 | | 17,811.36 | | 526,144.64 | | 74,150.52 | | 54,477.52 | | 451,994.12 |
| 02 | INSTALACION, REPARACION Y MANTENIMIENTO DE MOBILIARIO Y EQUIPO DE ADMINISTRACION, EDUCACIONAL Y RECREATIVO | | 10,741.64 | | 1,250.00 | | 11,991.64 | | 1,250.00 | | 1,800.00 | | 10,741.64 |

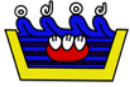


MUNICIPIO DE ATLAN DE NAVARRO, JALISCO
Sistema Integral de Contabilidad Gubernamental
ESTADO ANALITICO DEL EJERCICIO DEL PRESUPUESTO DE EGRESOS

DEL 1 DE JULIO AL 31 DE JULIO DE 2021

Análisis por: Objeto del Gasto

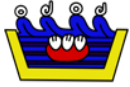
| Clave Presupuestaria | Descripción | Apr | Jul-Jul | AyR | Jul-Jul | PrM | Jul-Jul | Dev | Jul-Jul | Pag | Jul-Jul | SEje | Jul-Jul |
|----------------------|---|-----|--------------|-----|------------|-----|--------------|-----|--------------|-----|--------------|------|------------|
| Cap-Con-PGen-PEsp | | | | | | | | | | | | | |
| 03 | INSTALACION, REPARACION Y MANTENIMIENTO DE EQUIPO DE COMPUTO Y TECNOLOGIA DE LA INFORMACION | | 0.00 | | 0.00 | | 0.00 | | 0.00 | | 0.00 | | 0.00 |
| 05 | REPARACION Y MANTENIMIENTO DE EQUIPO DE TRANSPORTE | | 217,622.90 | | -47,172.98 | | 170,449.92 | | 129,359.61 | | 130,112.55 | | 41,090.31 |
| 06 | REPARACION Y MANTENIMIENTO DE EQUIPO DE DEFENSA Y SEGURIDAD | | 212.50 | | 0.00 | | 212.50 | | 0.00 | | 0.00 | | 212.50 |
| 07 | INSTALACION, REPARACION Y MANTENIMIENTO DE MAQUINARIA, OTROS EQUIPOS Y HERRAMIENTA | | 81,666.62 | | 68,813.22 | | 150,479.84 | | 74,767.99 | | 40,640.07 | | 75,711.85 |
| 08 | SERVICIOS DE LIMPIEZA Y MANEJO DE DESECHOS | | 418.32 | | 0.00 | | 418.32 | | 0.00 | | 0.00 | | 418.32 |
| 09 | SERVICIOS DE JARDINERIA Y FUMIGACION | | 14,499.98 | | -13,701.07 | | 798.91 | | 0.00 | | 0.00 | | 798.91 |
| 06 | SERVICIOS DE COMUNICACION SOCIAL Y PUBLICIDAD | | 60,408.29 | | 1,550.53 | | 61,958.82 | | 18,614.02 | | 30,214.02 | | 43,344.80 |
| 01 | DIFUSION POR RADIO, TELEVISION Y OTROS MEDIOS DE MENSAJES SOBRE PROGRAMAS Y ACTIVIDADES GUBERNAMENTALES | | 60,124.96 | | 336.51 | | 60,461.47 | | 17,400.00 | | 29,000.00 | | 43,061.47 |
| 04 | SERVICIOS DE REVELADO DE FOTOGRAFIAS | | 283.33 | | 0.00 | | 283.33 | | 0.00 | | 0.00 | | 283.33 |
| 06 | SERVICIO DE CREACION Y DIFUSION DE CONTENIDO EXCLUSIVAMENTE A TRAVES DE INTERNET | | 0.00 | | 1,214.02 | | 1,214.02 | | 1,214.02 | | 1,214.02 | | 0.00 |
| 07 | SERVICIOS DE TRASLADO Y VIATICOS | | 62,564.45 | | -4,072.02 | | 58,492.43 | | 26,744.54 | | 26,744.54 | | 31,747.89 |
| 01 | PASAJES AEREOS | | 14,666.63 | | -4,143.59 | | 10,523.04 | | 0.00 | | 0.00 | | 10,523.04 |
| 02 | PASAJES TERRESTRES | | 1,677.98 | | 464.75 | | 2,142.73 | | 645.00 | | 645.00 | | 1,497.73 |
| 05 | VIATICOS EN EL PAIS | | 38,054.87 | | -1,654.02 | | 36,400.85 | | 24,599.54 | | 24,599.54 | | 11,801.31 |
| 07 | GASTOS DE INSTALACION Y TRASLADO DE MENAJE | | 208.32 | | 0.00 | | 208.32 | | 0.00 | | 0.00 | | 208.32 |
| 09 | OTROS SERVICIOS DE TRASLADO Y HOSPEDAJE | | 7,956.65 | | 1,260.84 | | 9,217.49 | | 1,500.00 | | 1,500.00 | | 7,717.49 |
| 08 | SERVICIOS OFICIALES | | 256,533.27 | | -56,226.55 | | 200,306.72 | | 0.00 | | 0.00 | | 200,306.72 |
| 01 | GASTOS DE CEREMONIAL | | 1,916.66 | | 0.00 | | 1,916.66 | | 0.00 | | 0.00 | | 1,916.66 |
| 02 | GASTOS DE ORDEN SOCIAL Y CULTURAL | | 254,616.61 | | -56,226.55 | | 198,390.06 | | 0.00 | | 0.00 | | 198,390.06 |
| 09 | OTROS SERVICIOS GENERALES | | 769,062.47 | | 508,117.39 | | 1,277,179.86 | | 1,140,878.89 | | 1,166,527.24 | | 136,300.97 |
| 01 | SERVICIOS FUNERARIOS Y DE CEMENTERIOS | | 16,749.99 | | 0.00 | | 16,749.99 | | 0.00 | | 0.00 | | 16,749.99 |
| 02 | IMPUESTOS Y DERECHOS | | 374,999.99 | | 551,963.01 | | 926,963.00 | | 926,963.00 | | 926,963.00 | | 0.00 |
| 05 | PENAS, MULTAS, ACCESORIOS Y ACTUALIZACIONES | | 62,499.99 | | -31,029.71 | | 31,470.28 | | 0.00 | | 0.00 | | 31,470.28 |
| 06 | OTROS GASTOS POR RESPONSABILIDADES | | 314,812.50 | | -12,815.91 | | 301,996.59 | | 213,915.89 | | 239,564.24 | | 88,080.70 |
| 04 | TRANSFERENCIAS, ASIGNACIONES, SUBSIDIOS Y OTRAS AYUDAS | | 1,642,752.47 | | -43,544.99 | | 1,599,207.48 | | 1,465,461.50 | | 998,350.26 | | 133,745.98 |
| 02 | TRANSFERENCIAS AL RESTO DEL SECTOR PUBLICO | | 560,000.00 | | 0.00 | | 560,000.00 | | 560,000.00 | | 560,000.00 | | 0.00 |
| 01 | TRANSFERENCIAS OTORGADAS A ENTIDADES PARAESTATALES NO EMPRESARIALES Y NO FINANCIERAS | | 560,000.00 | | 0.00 | | 560,000.00 | | 560,000.00 | | 560,000.00 | | 0.00 |
| 04 | AYUDAS SOCIALES | | 234,166.64 | | -8,544.99 | | 225,621.65 | | 75,305.00 | | 39,305.00 | | 150,316.65 |
| 01 | AYUDAS SOCIALES A PERSONAS | | 84,166.66 | | -67,461.66 | | 16,705.00 | | 4,205.00 | | 4,205.00 | | 12,500.00 |
| 03 | AYUDAS SOCIALES A INSTITUCIONES DE ENSEÑANZA | | 120,833.33 | | 0.00 | | 120,833.33 | | 5,100.00 | | 5,100.00 | | 115,733.33 |
| 05 | AYUDAS SOCIALES A INSTITUCIONES SIN FINES DE LUCRO | | 29,166.65 | | 58,916.67 | | 88,083.32 | | 66,000.00 | | 30,000.00 | | 22,083.32 |



MUNICIPIO DE ATLAN DE NAVARRO, JALISCO
Sistema Integral de Contabilidad Gubernamental
ESTADO ANALITICO DEL EJERCICIO DEL PRESUPUESTO DE EGRESOS
DEL 1 DE JULIO AL 31 DE JULIO DE 2021

Análisis por: Objeto del Gasto

| Clave Presupuestaria | Descripción | Apr Jul-Jul | AyR Jul-Jul | PrM Jul-Jul | Dev Jul-Jul | Pag Jul-Jul | SEje Jul-Jul |
|---|-------------|---------------------|-------------------|---------------------|---------------------|---------------------|---------------------|
| Cap-Con-PGen-PEsp | | | | | | | |
| 08 AYUDAS POR DESASTRES NATURALES Y OTROS SINIESTROS | | 0.00 | 0.00 | 0.00 | 0.00 | 0.00 | 0.00 |
| 05 PENSIONES Y JUBILACIONES | | 813,585.83 | 0.00 | 813,585.83 | 830,156.50 | 399,045.26 | -16,570.67 |
| 01 PENSIONES | | 813,585.83 | 0.00 | 813,585.83 | 830,156.50 | 399,045.26 | -16,570.67 |
| 08 DONATIVOS | | 35,000.00 | -35,000.00 | 0.00 | 0.00 | 0.00 | 0.00 |
| 04 DONATIVOS A FIDEICOMISOS ESTATALES | | 35,000.00 | -35,000.00 | 0.00 | 0.00 | 0.00 | 0.00 |
| 05 BIENES MUEBLES, INMUEBLES E INTANGIBLES | | 223,014.25 | -93,983.42 | 129,030.83 | -17,960.24 | 70,414.76 | 146,991.07 |
| 01 MOBILIARIO Y EQUIPO DE ADMINISTRACION | | 24,455.53 | 59,299.57 | 83,755.10 | -61,859.99 | 28,915.01 | 145,615.09 |
| 01 MUEBLES DE OFICINA Y ESTANTERIA | | 6,894.24 | 33,297.14 | 40,191.38 | 32,870.00 | 0.00 | 7,321.38 |
| 05 EQUIPO DE COMPUTO Y DE TECNOLOGIAS DE LA INFORMACION | | 17,561.29 | 26,002.43 | 43,563.72 | -94,729.99 | 28,915.01 | 138,293.71 |
| 09 OTROS MOBILIARIOS Y EQUIPOS DE ADMINISTRACION | | 0.00 | 0.00 | 0.00 | 0.00 | 0.00 | 0.00 |
| 02 MOBILIARIO Y EQUIPO EDUCACIONAL Y RECREATIVO | | 0.00 | 0.00 | 0.00 | 0.00 | 0.00 | 0.00 |
| 03 CAMARAS FOTOGRAFICAS Y DE VIDEO | | 0.00 | 0.00 | 0.00 | 0.00 | 0.00 | 0.00 |
| 04 VEHICULOS Y EQUIPO DE TRANSPORTE | | 5,707.49 | -4,583.33 | 1,124.16 | 0.00 | 0.00 | 1,124.16 |
| 01 VEHICULOS Y EQUIPO TERRESTRE | | 5,707.49 | -4,583.33 | 1,124.16 | 0.00 | 0.00 | 1,124.16 |
| 02 CARROCERIAS Y REMOLQUES | | 0.00 | 0.00 | 0.00 | 0.00 | 0.00 | 0.00 |
| 09 OTROS EQUIPOS DE TRANSPORTE | | 0.00 | 0.00 | 0.00 | 0.00 | 0.00 | 0.00 |
| 05 EQUIPO DE DEFENSA Y SEGURIDAD | | 7,000.00 | -7,000.00 | 0.00 | 0.00 | 0.00 | 0.00 |
| 01 EQUIPO DE DEFENSA Y SEGURIDAD | | 7,000.00 | -7,000.00 | 0.00 | 0.00 | 0.00 | 0.00 |
| 06 MAQUINARIA, OTROS EQUIPOS Y HERRAMIENTAS | | 85,817.90 | -42,516.33 | 43,301.57 | 41,499.75 | 41,499.75 | 1,801.82 |
| 04 SISTEMAS DE AIRE ACONDICIONADO, CALEFACCION Y DE REFRIGERACION INDUSTRIAL Y COMERCIAL | | 0.00 | 0.00 | 0.00 | 0.00 | 0.00 | 0.00 |
| 05 EQUIPO DE COMUNICACION Y TELECOMUNICACION | | 3,535.15 | 39,416.42 | 42,951.57 | 41,499.75 | 41,499.75 | 1,451.82 |
| 06 EQUIPOS DE GENERACION ELECTRICA, APARATOS Y ACCESORIOS ELECTRICOS | | 17,850.00 | -17,500.00 | 350.00 | 0.00 | 0.00 | 350.00 |
| 07 HERRAMIENTAS Y MAQUINAS-HERRAMIENTA | | 64,432.75 | -64,432.75 | 0.00 | 0.00 | 0.00 | 0.00 |
| 09 OTROS EQUIPOS | | 0.00 | 0.00 | 0.00 | 0.00 | 0.00 | 0.00 |
| 09 ACTIVOS INTANGIBLES | | 100,033.33 | -99,183.33 | 850.00 | 2,400.00 | 0.00 | -1,550.00 |
| 01 SOFTWARE | | 100,033.33 | -99,183.33 | 850.00 | 2,400.00 | 0.00 | -1,550.00 |
| 06 INVERSION PUBLICA | | 1,703,591.83 | 559,511.76 | 2,263,103.59 | 2,044,268.66 | 2,044,268.66 | 218,834.93 |
| 01 OBRA PUBLICA EN BIENES DE DOMINIO PUBLICO | | 1,703,591.83 | 559,511.76 | 2,263,103.59 | 2,044,268.66 | 2,044,268.66 | 218,834.93 |
| 02 EDIFICACION NO HABITACIONAL | | 64,635.66 | -64,635.66 | 0.00 | 0.00 | 0.00 | 0.00 |
| 03 CONSTRUCCION DE OBRAS PARA EL ABASTECIMIENTO DE AGUA, PETROLEO, GAS, ELECTRICIDAD Y TELECOMUNICACIONES | | 265,173.25 | -122,071.36 | 143,101.89 | 78,963.24 | 78,963.24 | 64,138.65 |
| 04 DIVISION DE TERRENOS Y CONSTRUCCION DE OBRAS DE URBANIZACION | | 1,373,782.92 | 746,218.78 | 2,120,001.70 | 1,965,305.42 | 1,965,305.42 | 154,696.28 |
| 09 DEUDA PUBLICA | | 1,718,335.39 | 62,710.72 | 1,781,046.11 | 762,098.62 | 867,122.97 | 1,018,947.49 |
| 01 AMORTIZACION DE LA DEUDA PUBLICA | | 1,325,302.07 | 62,710.72 | 1,388,012.79 | 499,123.91 | 499,123.91 | 888,888.88 |



MUNICIPIO DE ATLAN DE NAVARRO, JALISCO
Sistema Integral de Contabilidad Gubernamental
ESTADO ANALITICO DEL EJERCICIO DEL PRESUPUESTO DE EGRESOS
DEL 1 DE JULIO AL 31 DE JULIO DE 2021

Análisis por: Objeto del Gasto

| Clave Presupuestaria | Descripción | Apr Jul-Jul | AyR Jul-Jul | PrM Jul-Jul | Dev Jul-Jul | Pag Jul-Jul | SEje Jul-Jul |
|-------------------------|---|----------------------|---------------------|----------------------|----------------------|----------------------|---------------------|
| Cap-Con-PGen-PEsp | | | | | | | |
| 01 | AMORTIZACION DE LA DEUDA INTERNA CON INSTITUCIONES DE CREDITO | 1,325,302.07 | 62,710.72 | 1,388,012.79 | 499,123.91 | 499,123.91 | 888,888.88 |
| 02 | CREDITO BANOBRAS | 77,162.30 | 0.00 | 77,162.30 | 77,162.30 | 77,162.30 | 0.00 |
| 03 | CREDITO BANSI | 888,888.88 | 0.00 | 888,888.88 | 0.00 | 0.00 | 888,888.88 |
| 04 | CREDITO FAIS | 359,250.89 | 0.00 | 359,250.89 | 359,250.89 | 359,250.89 | 0.00 |
| 05 | BANOBRAS 002/2020 | 0.00 | 62,710.72 | 62,710.72 | 62,710.72 | 62,710.72 | 0.00 |
| 02 | INTERESES DE LA DEUDA PUBLICA | 393,033.32 | 0.00 | 393,033.32 | 264,715.87 | 264,715.87 | 128,317.45 |
| 01 | INTERESES DE LA DEUDA INTERNA CON INSTITUCIONES DE CREDITO | 393,033.32 | 0.00 | 393,033.32 | 264,715.87 | 264,715.87 | 128,317.45 |
| 09 | ADEUDOS DE EJERCICIOS FISCALES ANTERIORES (ADEFAS) | 0.00 | 0.00 | 0.00 | -1,741.16 | 103,283.19 | 1,741.16 |
| 01 | ADEFAS | 0.00 | 0.00 | 0.00 | -1,741.16 | 103,283.19 | 1,741.16 |
| TOTAL DEL GASTO: | | 27,301,400.07 | 2,185,799.48 | 29,487,199.55 | 22,740,408.50 | 18,273,603.60 | 6,746,791.05 |