

# MUNICIPIO DE AUTLAN DE NAVARRO, JALISCO

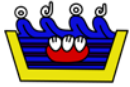
## Sistema Integral de Contabilidad Gubernamental

### ESTADO ANALITICO DE INGRESOS

DEL 1 DE OCTUBRE AL 31 DE OCTUBRE DE 2021

Análisis por: Clasificación por Rubro de Ingresos

| Clave Presupuestaria   | Descripción | Est Oct-Oct         | AyR Oct-Oct | PrM Oct-Oct         | Dev Oct-Oct         | Rec Oct-Oct         | Dif Oct-Oct          |
|--|-------------|---------------------|-------------|---------------------|---------------------|---------------------|----------------------|
| Rubro-Tipo-Clase-Conc  |             |                     |             |                     |                     |                     |                      |
| <b>01 IMPUESTOS</b>  |             | <b>1,751,540.00</b> | <b>0.00</b> | <b>1,751,540.00</b> | <b>1,518,860.94</b> | <b>1,518,860.94</b> | <b>-232,679.06</b>   |
| 02 IMPUESTOS SOBRE EL PATRIMONIO   |             | 1,692,600.00        | 0.00        | 1,692,600.00        | 1,440,338.30        | 1,440,338.30        | -252,261.70          |
| 01 IMPUESTO PREDIAL  |             | 688,000.00          | 0.00        | 688,000.00          | 340,390.47          | 340,390.47          | -347,609.53          |
| 01 RUSTICO   |             | 100,000.00          | 0.00        | 100,000.00          | 19,241.95           | 19,241.95           | -80,758.05           |
| 02 URBANO  |             | 588,000.00          | 0.00        | 588,000.00          | 321,148.52          | 321,148.52          | -266,851.48          |
| 02 TRANSMISIONES PATRIMONIALES   |             | 954,600.00          | 0.00        | 954,600.00          | 1,076,603.83        | 1,076,603.83        | 122,003.83           |
| 01 ADQUISICION DE DEPARTAMENTOS, VIVIENDAS Y CASAS PARA HABITACION                       |             | 954,600.00          | 0.00        | 954,600.00          | 1,032,494.65        | 1,032,494.65        | 77,894.65            |
| 03 ADQUISICION EN COPROPIEDAD  |             | 0.00                | 0.00        | 0.00                | 44,109.18           | 44,109.18           | 44,109.18            |
| 03 IMPUESTOS SOBRE NEGOCIOS JURIDICOS  |             | 50,000.00           | 0.00        | 50,000.00           | 23,344.00           | 23,344.00           | -26,656.00           |
| 01 CONSTRUCCION DE INMUEBLES   |             | 30,000.00           | 0.00        | 30,000.00           | 23,344.00           | 23,344.00           | -6,656.00            |
| 02 RECONSTRUCCION DE INMUEBLES   |             | 15,000.00           | 0.00        | 15,000.00           | 0.00                | 0.00                | -15,000.00           |
| 03 AMPLIACION DE INMUEBLES   |             | 5,000.00            | 0.00        | 5,000.00            | 0.00                | 0.00                | -5,000.00            |
| 07 ACCESORIOS DE IMPUESTOS   |             | 58,940.00           | 0.00        | 58,940.00           | 78,522.64           | 78,522.64           | 19,582.64            |
| 01 RECARGOS  |             | 45,690.00           | 0.00        | 45,690.00           | 58,144.23           | 58,144.23           | 12,454.23            |
| 01 FALTA DE PAGO   |             | 45,690.00           | 0.00        | 45,690.00           | 58,144.23           | 58,144.23           | 12,454.23            |
| 02 MULTAS  |             | 5,360.00            | 0.00        | 5,360.00            | 6,992.49            | 6,992.49            | 1,632.49             |
| 01 INFRACCIONES A LAS LEYES FISCALES Y REGLAMENTOS MUNICIPALES                           |             | 5,360.00            | 0.00        | 5,360.00            | 6,992.49            | 6,992.49            | 1,632.49             |
| 04 GASTOS DE EJECUCION   |             | 7,890.00            | 0.00        | 7,890.00            | 13,385.92           | 13,385.92           | 5,495.92             |
| 01 GASTOS DE NOTIFICACION  |             | 7,890.00            | 0.00        | 7,890.00            | 13,385.92           | 13,385.92           | 5,495.92             |
| <b>04 DERECHOS</b>   |             | <b>3,391,216.00</b> | <b>0.00</b> | <b>3,391,216.00</b> | <b>2,259,488.16</b> | <b>2,259,488.16</b> | <b>-1,131,727.84</b> |
| 01 DERECHOS POR EL USO, GOCE, APROVECHAMIENTO O EXPLOTACION DE BIENES DE DOMINIO PUBLICO |             | 562,500.00          | 0.00        | 562,500.00          | 579,900.96          | 579,900.96          | 17,400.96            |
| 01 USO DEL PISO  |             | 165,000.00          | 0.00        | 165,000.00          | 175,515.96          | 175,515.96          | 10,515.96            |
| 01 ESTACIONAMIENTOS EXCLUSIVOS   |             | 5,000.00            | 0.00        | 5,000.00            | 0.00                | 0.00                | -5,000.00            |
| 02 PUESTOS PERMANENTES Y EVENTUALES  |             | 100,000.00          | 0.00        | 100,000.00          | 172,569.96          | 172,569.96          | 72,569.96            |
| 03 ACTIVIDADES COMERCIALES E INDUSTRIALES  |             | 30,000.00           | 0.00        | 30,000.00           | 2,946.00            | 2,946.00            | -27,054.00           |
| 04 ESPECTACULOS Y DIVERSIONES PUBLICAS   |             | 30,000.00           | 0.00        | 30,000.00           | 0.00                | 0.00                | -30,000.00           |
| 02 ESTACIONAMIENTOS  |             | 150,000.00          | 0.00        | 150,000.00          | 49,050.00           | 49,050.00           | -100,950.00          |
| 01 CONCESION DE ESTACIONAMIENTOS   |             | 150,000.00          | 0.00        | 150,000.00          | 49,050.00           | 49,050.00           | -100,950.00          |
| 03 DE LOS CEMENTERIOS DE DOMINIO PUBLICO   |             | 85,000.00           | 0.00        | 85,000.00           | 169,735.50          | 169,735.50          | 84,735.50            |
| 01 LOTES USO PERPETUIDAD Y TEMPORAL  |             | 5,000.00            | 0.00        | 5,000.00            | 15,306.00           | 15,306.00           | 10,306.00            |
| 02 MANTENIMIENTO   |             | 50,000.00           | 0.00        | 50,000.00           | 147,891.50          | 147,891.50          | 97,891.50            |
| 03 VENTA DE GAVETA A PERPETUIDAD   |             | 30,000.00           | 0.00        | 30,000.00           | 6,538.00            | 6,538.00            | -23,462.00           |



# MUNICIPIO DE AUTLAN DE NAVARRO, JALISCO

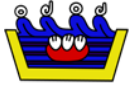
## Sistema Integral de Contabilidad Gubernamental

### ESTADO ANALITICO DE INGRESOS

DEL 1 DE OCTUBRE AL 31 DE OCTUBRE DE 2021

Análisis por: Clasificación por Rubro de Ingresos

| Clave Presupuestaria  | Descripción  | Est | Oct-Oct      | AyR | Oct-Oct | PrM | Oct-Oct      | Dev | Oct-Oct      | Rec | Oct-Oct      | Dif | Oct-Oct       |
|-----------------------|--|-----|--------------|-----|---------|-----|--------------|-----|--------------|-----|--------------|-----|---------------|
| Rubro-Tipo-Clase-Conc |  |     |              |     |         |     |              |     |              |     |              |     |               |
| 04                    | USO, GOCE, APROVECHAMIENTO O EXPLOTACION DE OTROS BIENES DE DOMINIO PUBLICO                                    |     | 162,500.00   |     | 0.00    |     | 162,500.00   |     | 185,599.50   |     | 185,599.50   |     | 23,099.50     |
| 01                    | ARRENDAMIENTO O CONCESION DE LOCALES EN MERCADOS   |     | 90,000.00    |     | 0.00    |     | 90,000.00    |     | 90,009.50    |     | 90,009.50    |     | 9.50          |
| 02                    | ARRENDAMIENTO O CONCESION DE KIOSCOS EN PLAZAS Y JARDINES  |     | 2,500.00     |     | 0.00    |     | 2,500.00     |     | 0.00         |     | 0.00         |     | -2,500.00     |
| 03                    | ARRENDAMIENTO O CONCESION DE ESCUSADOS Y BAÑOS   |     | 50,000.00    |     | 0.00    |     | 50,000.00    |     | 56,000.00    |     | 56,000.00    |     | 6,000.00      |
| 05                    | OTROS ARRENDAMIENTOS O CONCESIONES DE BIENES   |     | 20,000.00    |     | 0.00    |     | 20,000.00    |     | 39,590.00    |     | 39,590.00    |     | 19,590.00     |
| 03                    | DERECHOS POR PRESTACION DE SERVICIOS   |     | 2,614,166.00 |     | 0.00    |     | 2,614,166.00 |     | 1,320,132.78 |     | 1,320,132.78 |     | -1,294,033.22 |
| 01                    | LICENCIAS Y PERMISOS DE GIROS  |     | 151,666.00   |     | 0.00    |     | 151,666.00   |     | 57,882.00    |     | 57,882.00    |     | -93,784.00    |
| 01                    | LICENCIAS, PERMISOS O AUTORIZACION DE GIROS CON VENTA DE BEBIDAS ALCOHOLICAS                                   |     | 50,000.00    |     | 0.00    |     | 50,000.00    |     | 36,813.00    |     | 36,813.00    |     | -13,187.00    |
| 02                    | LICENCIAS, PERMISOS O AUTORIZACION DE GIROS CON SERVICIOS DE BEBIDAS ALCOHOLICAS                               |     | 50,000.00    |     | 0.00    |     | 50,000.00    |     | 21,069.00    |     | 21,069.00    |     | -28,931.00    |
| 03                    | LICENCIAS, PERMISOS O AUTORIZACION DE OTROS CONCEPTOS DISTINTOS A LOS ANTERIORES GIROS CON BEBIDAS ALCOHOLICAS |     | 10,000.00    |     | 0.00    |     | 10,000.00    |     | 0.00         |     | 0.00         |     | -10,000.00    |
| 04                    | PERMISO PARA EL FUNCIONAMIENTO DE HORARIO EXTRAORDINARIO   |     | 41,666.00    |     | 0.00    |     | 41,666.00    |     | 0.00         |     | 0.00         |     | -41,666.00    |
| 02                    | LICENCIAS Y PERMISOS PARA ANUNCIO  |     | 20,000.00    |     | 0.00    |     | 20,000.00    |     | 17,435.50    |     | 17,435.50    |     | -2,564.50     |
| 01                    | LICENCIAS Y PERMISOS DE ANUNCIOS PERMANENTES   |     | 20,000.00    |     | 0.00    |     | 20,000.00    |     | 16,900.50    |     | 16,900.50    |     | -3,099.50     |
| 02                    | LICENCIAS Y PERMISOS DE ANUNCIOS EVENTUALES  |     | 0.00         |     | 0.00    |     | 0.00         |     | 535.00       |     | 535.00       |     | 535.00        |
| 03                    | LICENCIAS DE CONSTRUCCION, RECONSTRUCCION, REPARACION O DEMOLICION DE OBRAS                                    |     | 51,000.00    |     | 0.00    |     | 51,000.00    |     | 9,523.00     |     | 9,523.00     |     | -41,477.00    |
| 01                    | LICENCIAS DE CONSTRUCCION  |     | 50,000.00    |     | 0.00    |     | 50,000.00    |     | 9,523.00     |     | 9,523.00     |     | -40,477.00    |
| 02                    | LICENCIAS PARA DEMOLICION  |     | 1,000.00     |     | 0.00    |     | 1,000.00     |     | 0.00         |     | 0.00         |     | -1,000.00     |
| 04                    | ALINEAMIENTO, DESIGNACION DE NUMERO OFICIAL E INSPECCION   |     | 5,000.00     |     | 0.00    |     | 5,000.00     |     | 3,420.00     |     | 3,420.00     |     | -1,580.00     |
| 02                    | DESIGNACION DE NUMERO OFICIAL  |     | 5,000.00     |     | 0.00    |     | 5,000.00     |     | 3,420.00     |     | 3,420.00     |     | -1,580.00     |
| 05                    | LICENCIAS DE CAMBIO DE REGIMEN DE PROPIEDAD Y URBANIZACION   |     | 80,000.00    |     | 0.00    |     | 80,000.00    |     | 287,299.22   |     | 287,299.22   |     | 207,299.22    |
| 02                    | LICENCIA DE URBANIZACION   |     | 30,000.00    |     | 0.00    |     | 30,000.00    |     | 218,062.29   |     | 218,062.29   |     | 188,062.29    |
| 03                    | PERITAJE, DICTAMEN E INSPECCION DE CARACTER EXTRAORDINARIO   |     | 50,000.00    |     | 0.00    |     | 50,000.00    |     | 69,236.93    |     | 69,236.93    |     | 19,236.93     |
| 08                    | SERVICIOS DE SANIDAD   |     | 8,000.00     |     | 0.00    |     | 8,000.00     |     | 14,330.00    |     | 14,330.00    |     | 6,330.00      |
| 01                    | INHUMACIONES Y REINHUMACIONES  |     | 3,000.00     |     | 0.00    |     | 3,000.00     |     | 6,444.00     |     | 6,444.00     |     | 3,444.00      |
| 02                    | EXHUMACIONES   |     | 1,000.00     |     | 0.00    |     | 1,000.00     |     | 2,472.00     |     | 2,472.00     |     | 1,472.00      |
| 03                    | SERVICIOS DE CREMACION   |     | 3,000.00     |     | 0.00    |     | 3,000.00     |     | 4,700.00     |     | 4,700.00     |     | 1,700.00      |
| 04                    | TRASLADO DE CADAVERES FUERA DEL MUNICIPIO  |     | 1,000.00     |     | 0.00    |     | 1,000.00     |     | 714.00       |     | 714.00       |     | -286.00       |
| 09                    | SERVICIOS DE LIMPIEZA, RECOLECCION, TRASLADO, TRATAMIENTO Y  |     | 60,000.00    |     | 0.00    |     | 60,000.00    |     | 22,849.89    |     | 22,849.89    |     | -37,150.11    |



# MUNICIPIO DE AUTLAN DE NAVARRO, JALISCO

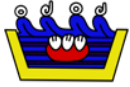
## Sistema Integral de Contabilidad Gubernamental

### ESTADO ANALITICO DE INGRESOS

DEL 1 DE OCTUBRE AL 31 DE OCTUBRE DE 2021

Análisis por: Clasificación por Rubro de Ingresos

| Clave Presupuestaria  | Descripción  | Est          | Oct-Oct | AyR  | Oct-Oct | PrM          | Oct-Oct | Dev        | Oct-Oct | Rec        | Oct-Oct | Dif           | Oct-Oct |
|-----------------------|--|--------------|---------|------|---------|--------------|---------|------------|---------|------------|---------|---------------|---------|
| Rubro-Tipo-Clase-Conc |  |              |         |      |         |              |         |            |         |            |         |               |         |
|                       | DISPOSICION FINAL DE RESIDUOS  |              |         |      |         |              |         |            |         |            |         |               |         |
| 01                    | RECOLECCION Y TRASLADO DE BASURA, DESECHOS O DESPERDICIOS NO PELIGROSOS        | 60,000.00    |         | 0.00 |         | 60,000.00    |         | 22,849.89  |         | 22,849.89  |         | -37,150.11    |         |
| 10                    | AGUA POTABLE, DRENAJE, ALCANTARILLADO Y DISPOSICION FINAL DE AGUAS RESIDUALES  | 2,030,000.00 |         | 0.00 |         | 2,030,000.00 |         | 585,789.74 |         | 585,789.74 |         | -1,444,210.26 |         |
| 01                    | SERVICIO DOMESTICO   | 900,000.00   |         | 0.00 |         | 900,000.00   |         | 383,473.10 |         | 383,473.10 |         | -516,526.90   |         |
| 04                    | SERVICIO EN LOCALIDADES  | 150,000.00   |         | 0.00 |         | 150,000.00   |         | 31,237.51  |         | 31,237.51  |         | -118,762.49   |         |
| 05                    | 20% PARA EL SANEAMIENTO DE LAS AGUAS RESIDUALES                                | 500,000.00   |         | 0.00 |         | 500,000.00   |         | 90,516.22  |         | 90,516.22  |         | -409,483.78   |         |
| 06                    | 2% O 3% PARA LA INFRAESTRUCTURA BASICA EXISTENTE                               | 80,000.00    |         | 0.00 |         | 80,000.00    |         | 13,577.43  |         | 13,577.43  |         | -66,422.57    |         |
| 07                    | APROVECHAMIENTO DE LA INFRAESTRUCTURA BASICA EXISTENTE                         | 200,000.00   |         | 0.00 |         | 200,000.00   |         | 37,845.97  |         | 37,845.97  |         | -162,154.03   |         |
| 08                    | CONEXION O RECONEXION AL SERVICIO  | 200,000.00   |         | 0.00 |         | 200,000.00   |         | 29,139.51  |         | 29,139.51  |         | -170,860.49   |         |
| 11                    | RASTRO   | 70,000.00    |         | 0.00 |         | 70,000.00    |         | 102,287.00 |         | 102,287.00 |         | 32,287.00     |         |
| 05                    | ACARREO DE CARNES EN CAMIONES DEL MUNICIPIO                                    | 10,000.00    |         | 0.00 |         | 10,000.00    |         | 16,566.00  |         | 16,566.00  |         | 6,566.00      |         |
| 06                    | SERVICIOS DE MATANZA EN EL RASTRO MUNICIPAL                                    | 50,000.00    |         | 0.00 |         | 50,000.00    |         | 73,987.00  |         | 73,987.00  |         | 23,987.00     |         |
| 09                    | OTROS SERVICIOS PRESTADOS POR EL RASTRO MUNICIPAL                              | 10,000.00    |         | 0.00 |         | 10,000.00    |         | 11,734.00  |         | 11,734.00  |         | 1,734.00      |         |
| 12                    | REGISTRO CIVIL   | 1,500.00     |         | 0.00 |         | 1,500.00     |         | 15,350.00  |         | 15,350.00  |         | 13,850.00     |         |
| 02                    | SERVICIOS A DOMICILIO  | 0.00         |         | 0.00 |         | 0.00         |         | 3,579.00   |         | 3,579.00   |         | 3,579.00      |         |
| 03                    | ANOTACIONES E INSERCCIONES EN ACTAS  | 1,500.00     |         | 0.00 |         | 1,500.00     |         | 11,771.00  |         | 11,771.00  |         | 10,271.00     |         |
| 13                    | CERTIFICACIONES  | 102,000.00   |         | 0.00 |         | 102,000.00   |         | 165,179.57 |         | 165,179.57 |         | 63,179.57     |         |
| 01                    | EXPEDICION DE CERTIFICADOS, CERTIFICACIONES, CONSTANCIAS O COPIAS CERTIFICADAS | 80,000.00    |         | 0.00 |         | 80,000.00    |         | 123,218.57 |         | 123,218.57 |         | 43,218.57     |         |
| 02                    | EXTRACTOS DE ACTAS   | 20,000.00    |         | 0.00 |         | 20,000.00    |         | 40,565.00  |         | 40,565.00  |         | 20,565.00     |         |
| 03                    | DICTAMENES DE TRAZO, USO Y DESTINO   | 2,000.00     |         | 0.00 |         | 2,000.00     |         | 1,396.00   |         | 1,396.00   |         | -604.00       |         |
| 14                    | SERVICIOS DE CATASTRO  | 35,000.00    |         | 0.00 |         | 35,000.00    |         | 38,786.86  |         | 38,786.86  |         | 3,786.86      |         |
| 01                    | COPIAS DE PLANOS   | 0.00         |         | 0.00 |         | 0.00         |         | 159.36     |         | 159.36     |         | 159.36        |         |
| 03                    | INFORMES CATASTRALES   | 5,000.00     |         | 0.00 |         | 5,000.00     |         | 3,177.00   |         | 3,177.00   |         | -1,823.00     |         |
| 05                    | DICTAMENES CATASTRALES   | 20,000.00    |         | 0.00 |         | 20,000.00    |         | 26,779.50  |         | 26,779.50  |         | 6,779.50      |         |
| 06                    | REVISION Y AUTORIZACION DE AVALUOS   | 10,000.00    |         | 0.00 |         | 10,000.00    |         | 8,671.00   |         | 8,671.00   |         | -1,329.00     |         |
| 04                    | OTROS DERECHOS   | 101,000.00   |         | 0.00 |         | 101,000.00   |         | 222,731.00 |         | 222,731.00 |         | 121,731.00    |         |
| 01                    | DERECHOS NO ESPECIFICADOS  | 101,000.00   |         | 0.00 |         | 101,000.00   |         | 222,731.00 |         | 222,731.00 |         | 121,731.00    |         |
| 01                    | SERVICIOS PRESTADOS EN HORAS HABLES  | 100,000.00   |         | 0.00 |         | 100,000.00   |         | 222,731.00 |         | 222,731.00 |         | 122,731.00    |         |
| 02                    | SERVICIOS PRESTADOS EN HORAS INHABLES  | 1,000.00     |         | 0.00 |         | 1,000.00     |         | 0.00       |         | 0.00       |         | -1,000.00     |         |
| 05                    | ACCESORIOS DE DERECHOS   | 113,550.00   |         | 0.00 |         | 113,550.00   |         | 136,723.42 |         | 136,723.42 |         | 23,173.42     |         |
| 01                    | RECARGOS   | 100,000.00   |         | 0.00 |         | 100,000.00   |         | 95,482.86  |         | 95,482.86  |         | -4,517.14     |         |
| 01                    | FALTA DE PAGO  | 100,000.00   |         | 0.00 |         | 100,000.00   |         | 95,482.86  |         | 95,482.86  |         | -4,517.14     |         |



# MUNICIPIO DE AUTLAN DE NAVARRO, JALISCO

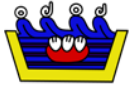
## Sistema Integral de Contabilidad Gubernamental

### ESTADO ANALITICO DE INGRESOS

DEL 1 DE OCTUBRE AL 31 DE OCTUBRE DE 2021

Análisis por: Clasificación por Rubro de Ingresos

| Clave Presupuestaria  | Descripción | Est Oct-Oct          | AyR Oct-Oct | PrM Oct-Oct          | Dev Oct-Oct          | Rec Oct-Oct          | Dif Oct-Oct          |
|---|-------------|----------------------|-------------|----------------------|----------------------|----------------------|----------------------|
| Rubro-Tipo-Clase-Conc   |             |                      |             |                      |                      |                      |                      |
| 02 MULTAS   |             | 1,950.00             | 0.00        | 1,950.00             | 15,205.00            | 15,205.00            | 13,255.00            |
| 01 INFRACCIONES   |             | 1,950.00             | 0.00        | 1,950.00             | 15,205.00            | 15,205.00            | 13,255.00            |
| 04 GASTOS DE EJECUCION  |             | 11,600.00            | 0.00        | 11,600.00            | 26,035.56            | 26,035.56            | 14,435.56            |
| 01 GASTOS DE NOTIFICACION   |             | 11,600.00            | 0.00        | 11,600.00            | 26,035.56            | 26,035.56            | 14,435.56            |
| <b>05 PRODUCTOS</b>   |             | <b>240,000.00</b>    | <b>0.00</b> | <b>240,000.00</b>    | <b>182,174.43</b>    | <b>182,174.43</b>    | <b>-57,825.57</b>    |
| 01 PRODUCTOS  |             | 240,000.00           | 0.00        | 240,000.00           | 182,174.43           | 182,174.43           | -57,825.57           |
| 09 PRODUCTOS DIVERSOS   |             | 240,000.00           | 0.00        | 240,000.00           | 182,174.43           | 182,174.43           | -57,825.57           |
| 01 FORMAS Y EDICIONES IMPRESAS  |             | 50,000.00            | 0.00        | 50,000.00            | 39,322.00            | 39,322.00            | -10,678.00           |
| 06 VENTA DE ESQUILMOS, PRODUCTOS DE APARCERIA, DESECHOS Y BASURA  |             | 10,000.00            | 0.00        | 10,000.00            | 0.00                 | 0.00                 | -10,000.00           |
| 09 OTROS PORDUCTOS NO ESPECIFICADOS   |             | 180,000.00           | 0.00        | 180,000.00           | 142,852.43           | 142,852.43           | -37,147.57           |
| <b>06 APROVECHAMIENTOS</b>  |             | <b>108,500.00</b>    | <b>0.00</b> | <b>108,500.00</b>    | <b>38,649.50</b>     | <b>38,649.50</b>     | <b>-69,850.50</b>    |
| 01 APROVECHAMIENTOS   |             | 108,500.00           | 0.00        | 108,500.00           | 38,649.50            | 38,649.50            | -69,850.50           |
| 02 MULTAS   |             | 72,500.00            | 0.00        | 72,500.00            | 38,649.50            | 38,649.50            | -33,850.50           |
| 01 INFRACCIONES   |             | 72,500.00            | 0.00        | 72,500.00            | 38,649.50            | 38,649.50            | -33,850.50           |
| 04 REINTEGROS   |             | 36,000.00            | 0.00        | 36,000.00            | 0.00                 | 0.00                 | -36,000.00           |
| 01 REINTEGROS   |             | 36,000.00            | 0.00        | 36,000.00            | 0.00                 | 0.00                 | -36,000.00           |
| <b>08 PARTICIPACIONES, APORTACIONES, CONVENIOS, INCENTIVOS DERIVADOS DE LA COLABORACIÓN FISCAL Y FONDOS DISTINTOS DE APORTACIONES</b> |             | <b>16,705,597.73</b> | <b>0.00</b> | <b>16,705,597.73</b> | <b>14,612,623.80</b> | <b>14,612,623.80</b> | <b>-2,092,973.93</b> |
| 01 PARTICIPACIONES  |             | 10,900,000.00        | 0.00        | 10,900,000.00        | 9,292,581.81         | 9,292,581.81         | -1,607,418.19        |
| 01 PARTICIPACIONES FEDERALES  |             | 10,500,000.00        | 0.00        | 10,500,000.00        | 8,659,191.81         | 8,659,191.81         | -1,840,808.19        |
| 01 FONDO GENERAL DE PARTICIPACIONES   |             | 8,000,000.00         | 0.00        | 8,000,000.00         | 6,510,684.57         | 6,510,684.57         | -1,489,315.43        |
| 02 FONDO DE FOMENTO MUNICIPAL   |             | 1,100,000.00         | 0.00        | 1,100,000.00         | 858,611.87           | 858,611.87           | -241,388.13          |
| 03 ISAN   |             | 200,000.00           | 0.00        | 200,000.00           | 201,312.93           | 201,312.93           | 1,312.93             |
| 04 IEPS   |             | 200,000.00           | 0.00        | 200,000.00           | 190,325.89           | 190,325.89           | -9,674.11            |
| 05 FONDO DE FISCALIZACION   |             | 800,000.00           | 0.00        | 800,000.00           | 781,875.69           | 781,875.69           | -18,124.31           |
| 06 IEPS GASOLINA Y DIESEL   |             | 200,000.00           | 0.00        | 200,000.00           | 116,380.86           | 116,380.86           | -83,619.14           |
| 02 PARTICIPACIONES ESTATALES  |             | 400,000.00           | 0.00        | 400,000.00           | 633,390.00           | 633,390.00           | 233,390.00           |
| 01 PARTICIPACIONES ESTATALES  |             | 400,000.00           | 0.00        | 400,000.00           | 633,390.00           | 633,390.00           | 233,390.00           |
| 02 APORTACIONES   |             | 5,805,597.73         | 0.00        | 5,805,597.73         | 5,258,147.75         | 5,258,147.75         | -547,449.98          |
| 01 APORTACIONES FEDERALES   |             | 5,805,597.73         | 0.00        | 5,805,597.73         | 5,258,147.75         | 5,258,147.75         | -547,449.98          |
| 01 DEL FONDO DE INFRAESTRUCTURA SOCIAL MUNICIPAL  |             | 1,837,313.40         | 0.00        | 1,837,313.40         | 1,654,292.20         | 1,654,292.20         | -183,021.20          |
| 02 RENDIMIENTOS FINANCIEROS DEL FONDO DE APORTACIONES PARA LA INFRAESTRUCTURA SOCIAL  |             | 0.00                 | 0.00        | 0.00                 | 0.06                 | 0.06                 | 0.06                 |
| 03 DEL FONDO DE FORTALECIMIENTO MUNICIPAL   |             | 3,968,284.33         | 0.00        | 3,968,284.33         | 3,603,855.49         | 3,603,855.49         | -364,428.84          |



# MUNICIPIO DE AUTLAN DE NAVARRO, JALISCO

## Sistema Integral de Contabilidad Gubernamental

### ESTADO ANALITICO DE INGRESOS DEL 1 DE OCTUBRE AL 31 DE OCTUBRE DE 2021

Análisis por: Clasificación por Rubro de Ingresos

| Clave Presupuestaria  | Descripción   | Est | Oct-Oct              | AyR | Oct-Oct     | PrM | Oct-Oct              | Dev | Oct-Oct              | Rec | Oct-Oct              | Dif | Oct-Oct              |
|-----------------------|---|-----|----------------------|-----|-------------|-----|----------------------|-----|----------------------|-----|----------------------|-----|----------------------|
| Rubro-Tipo-Clase-Conc |   |     |                      |     |             |     |                      |     |                      |     |                      |     |                      |
| 04                    | INCENTIVOS DERIVADOS DE LA COLABORACIÓN FISCAL      |     | 0.00                 |     | 0.00        |     | 0.00                 |     | 61,894.24            |     | 61,894.24            |     | 61,894.24            |
| 05                    | OTROS INCENTIVOS ECONÓMICOS                         |     | 0.00                 |     | 0.00        |     | 0.00                 |     | 61,894.24            |     | 61,894.24            |     | 61,894.24            |
|                       | 01 INCENTIVOS EN LA RECAUDACION DEL ART. 126 I.S.R. |     | 0.00                 |     | 0.00        |     | 0.00                 |     | 61,894.24            |     | 61,894.24            |     | 61,894.24            |
| <b>TOTAL:</b>         |   |     | <b>22,196,853.73</b> |     | <b>0.00</b> |     | <b>22,196,853.73</b> |     | <b>18,611,796.83</b> |     | <b>18,611,796.83</b> |     | <b>-3,585,056.90</b> |